

DOCUMENT RESUME

ED 425 596

EC 306 937

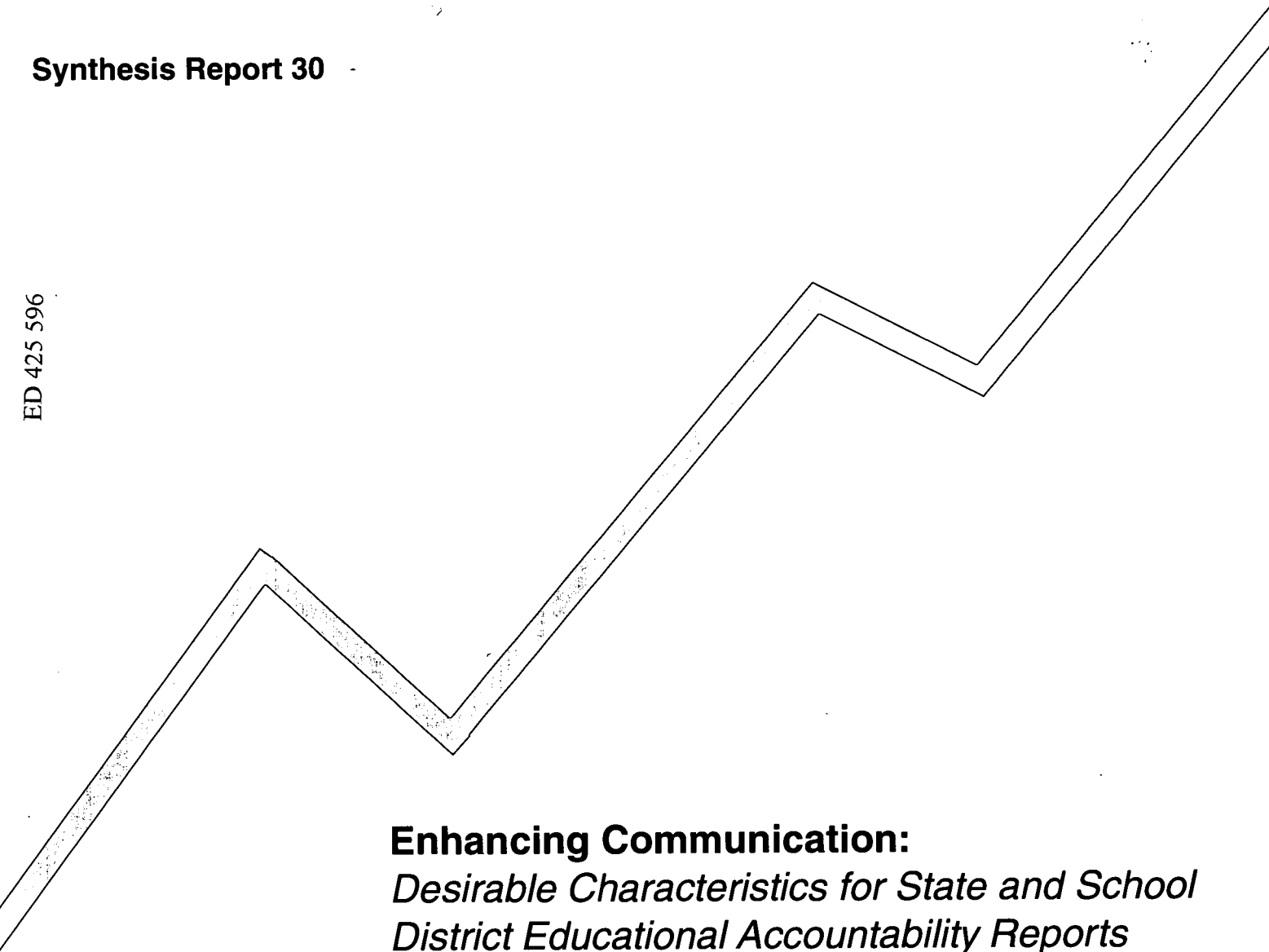
AUTHOR Ysseldyke, James; Nelson, J. Ruth
 TITLE Enhancing Communication: Desirable Characteristics for State and School District Educational Accountability Reports. Synthesis Report 30.
 INSTITUTION National Center on Educational Outcomes, Minneapolis, MN.; Council of Chief State School Officers, Washington, DC.; National Association of State Directors of Special Education, Alexandria, VA.
 SPONS AGENCY Special Education Programs (ED/OSERS), Washington, DC.
 PUB DATE 1998-01-00
 NOTE 18p.
 CONTRACT H159C50004
 AVAILABLE FROM National Center on Education Outcomes, University of Minnesota, 350 Elliott Hall, 75 East River Road, Minneapolis, MN 55455; telephone: 612-624-8561; fax: 612-624-0879; Web site: <http://www.coled.umn.edu/NCEO> (\$5).
 PUB TYPE Information Analyses (070)
 EDRS PRICE MF01/PC01 Plus Postage.
 DESCRIPTORS Academic Standards; *Accountability; *Disabilities; *Educational Assessment; Elementary Secondary Education; Evaluation Criteria; Input Output Analysis; *Outcomes of Education; School Effectiveness; Student Participation; *Technical Writing

ABSTRACT

Based on an extensive analysis of the characteristics of 113 accountability reports from 32 state education agencies, a study group convened to develop a list of necessary, desirable, and succinct characteristics of good state and district educational accountability reports. This report discusses the recommendations of the study group. Desirable characteristics were identified for both content and format, such as: (1) be clear about who the report is directed to, the intended purposes of the report, and the state's conceptual model for its accountability system; (2) be comprehensive yet concise in the reporting of inputs, processes, and results for students, especially students with disabilities; (3) provide comparative information with changes over time between schools, districts, states, regions, or standards; (4) ensure reports are concise or contain carefully chosen indicators so that no more information is given than is necessary; (5) include cautions against misinterpretations of the data or against any unintended consequences; (6) make efforts to maintain confidentiality and avoid the possibility of identifying individual students; (7) use good formats so that reports are well-organized, readable, and interesting. A checklist of desirable characteristics for state and school district accountability reports is included for those who develop reports. (CR)

 * Reproductions supplied by EDRS are the best that can be made *
 * from the original document. *

ED 425 596



Enhancing Communication:
Desirable Characteristics for State and School District Educational Accountability Reports

U.S. DEPARTMENT OF EDUCATION
 Office of Educational Research and Improvement
 EDUCATIONAL RESOURCES INFORMATION CENTER (ERIC)

- This document has been reproduced as received from the person or organization originating it.
- Minor changes have been made to improve reproduction quality.

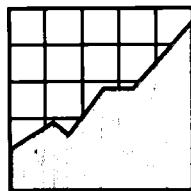
- Points of view or opinions stated in this document do not necessarily represent official OERI position or policy.

PERMISSION TO REPRODUCE AND DISSEMINATE THIS MATERIAL HAS BEEN GRANTED BY

Ysseldyke

TO THE EDUCATIONAL RESOURCES INFORMATION CENTER (ERIC)

1



**NATIONAL
 CENTER ON
 EDUCATIONAL
 OUTCOMES**

In collaboration with:

Council of Chief State School Officers (CCSSO)

National Association of State Directors of Special Education (NASDSE)

LC 306937




Synthesis Report 30

Enhancing Communication: *Desirable Characteristics for State and School District Educational Accountability Reports*

James Ysseldyke • J. Ruth Nelson

January, 1998



**NATIONAL
CENTER ON
EDUCATIONAL
OUTCOMES**

The Center is supported through a Cooperative Agreement (#H159C50004) with the Division of Innovation and Development, Office of Special Education Programs, U.S. Department of Education. Opinions expressed herein do not necessarily reflect those of the U.S. Department of Education or Offices within it.

NCEO Core Staff

Robert H. Bruininks

Judith L. Elliott

Ronald N. Erickson

Loren H. Faibisch

Michael L. Moore

Dorene L. Scott

Martha L. Thurlow, Associate Director

James E. Ysseldyke, Director

Additional copies of this document may be ordered for \$5.00 from:

National Center on Educational Outcomes

University of Minnesota • 350 Elliott Hall

75 East River Road • Minneapolis, MN 55455

Phone 612/624-8561 • Fax 612/624-0879

<http://www.coled.umn.edu/NCEO>

Acknowledgments

NCEO extends its sincere thanks to the following members of the Reporting Study Group within the Council of Chief State School Officers (CCSSO) State Collaborative on Assessment and Student Standards, Assessing Special Education Students, for their feedback and assistance.

Richard Smiley, Alaska
Marcia Harding, Arkansas
Margaret Crank, Arkansas
Vince Madden, California
Don Watson, Colorado
Jim Friedebach, Missouri
Alan Sheinker, Wyoming
Ed Roeber, Council of Chief State School Officers
Ken Olsen, Mid-South Regional Resource Center
Jerry Tindal, University of Oregon

The Special Education SCASS is a collaborative of CCSSO and the National Center on Educational Outcomes (NCEO).

Executive Summary ---

State accountability reports are designed to inform the public about the status of schools and their students. Across the United States, there is tremendous variability in what these reports look like, in the information they include, and in the extent to which they include students with disabilities. Because of this variability and the desire to produce quality reports that would include data on students with disabilities, a work group was formed to develop a list of necessary, desirable, and succinct characteristics of good state and district educational accountability reports.

Desirable characteristics were identified for both content and format. They included:

- Be *clear* about who the report is directed to, the intended purposes of the report, and the state's conceptual model for its accountability system.
- Be *comprehensive* yet concise in the reporting of inputs, processes, and results for students, especially students with disabilities.
- Provide *comparative* information with changes over time between schools, districts, states, regions, or standards.
- It is strongly recommended that reports be *concise* or contain carefully chosen indicators so that no more information is given than is necessary. A multi-layered approach may be appropriate.
- Include *cautions* against misinterpretations of the data or against any unintended consequences.
- All efforts should be taken to *maintain confidentiality* and avoid the possibility of identifying individual students.
- Use *good formats* so that reports are well-organized, readable, and interesting. Use catchy titles, pictures, or other visual aids to capture and hold the audience's attention.

A checklist of desirable characteristics for state and school district accountability reports is included for those who develop reports.

Table of Contents ---

Overview	1
Method	2
Results	4
Summary	6
References	7
Appendix: Checklist of Guidelines for State and District Educational Accountability Reports	9

Overview

Increasingly, state education departments are recognizing that inclusive accountability systems and the public reporting of educational results for students are important tools to help students attain higher educational standards. Many states have already designed accountability systems to ensure those who are inside and outside the educational system that students are moving toward desired goals (Brauen, O'Reilly, & Moore, 1992). With recent federal mandates, such as the passage of P.L. 105-17, the reauthorization of the Individuals with Disabilities Education Act (IDEA), state education agency personnel are required to report annually on the performance and progress of students with disabilities.

States, however, vary greatly in their reporting practices (Elliott, Thurlow, & Ysseldyke, 1996; Thurlow, Langenfeld, Nelson, Shin, & Coleman, 1997). Some states exclude students with disabilities from their accountability reports, others exclude students who take tests with accommodations, while others exclude those who have used specific types of accommodations.

Similarly, state accountability reports vary. Some states produce five or six 500-page volumes annually, while others produce a two- to three-page report. Consumers indicate that there is often too much information, or too little. A few states give state level data; others give school, district, and state level data annually. Accountability documents also vary in their focus. Almost all states report on performance indicators for students in regular education, but very few include performance data for students with disabilities. Many states use these reports for accreditation purposes while others use them for technical assistance, diplomas, compliance with state requirements, or to generate local, district, and national comparisons. The indicators used in accountability reporting also cover a wide spectrum, from detailed financial information to student mobility rates, and from staffing information to minutes spent in math and reading. Some states report numbers of students who met state standards or goals; others do not. Many states use tables or spreadsheets, and some even use the Internet to

Some states exclude students with disabilities from their accountability reports, others exclude students who take tests with accommodations, while others exclude those who have used specific types of accommodations.

communicate their educational results. As one can see, the variability in reporting is considerable; it would be ideal if there was consistency in reporting practices.

Method

State assessment and special education representatives convened to develop a list of necessary, desirable, and succinct characteristics of good state and district accountability reports.

With this variability in reporting in mind, members of a study group within the State Collaborative on Assessment and Student Standards, Assessing Special Education Students, which is made up of assessment and special education representatives, convened to develop a list of necessary, desirable, and succinct characteristics of good state and district educational accountability reports. Those in attendance included representatives from six states (Alaska, Arkansas, California, Colorado, Missouri, Wyoming), one Regional Resource Center (Mid-South), University personnel (Minnesota, Oregon), assessment personnel from the Council of Chief State School Officers (CCSSO), and personnel from the National Center on Educational Outcomes (NCEO).

This meeting was devoted primarily to describing current accountability reports, discussing issues encountered in reporting, and generating characteristics of good reports. Before the meeting, NCEO personnel had conducted an extensive analysis of the characteristics of 113 reports received from 32 state education agencies (SEAs). Among highlights of that analysis were the findings on length and variability described in the introduction to this paper, and many others, including those listed in Table 1.

The study group first generated a list of characteristics of good reports, then carefully described the way characteristics could apply to reports issued to differing audiences.

Table 1. Highlights of Findings in Analysis of State and District Educational Accountability Reports

- Reports vary in length, from two pages to approximately 600 pages.
- Reports vary in format (spreadsheets, data tables, bar graphs, narratives, Internet).
- It is rare to find information on the intended purpose of a report or its intended audience.
- The most common target audiences of reports, when identified, are the general public and government agencies.
- The most common purpose of reports, when identified, is “to provide information.”
- The majority of states provide multiple accountability documents, but 16 states compile their data into a single document.
- Most states provide data at both the state and district levels (N=41).
- All states report outcome data, and most report input and process data.
- Few states report outcome data for students with disabilities.
- Every state has at least one report in which there are data reported for a sample that is not described clearly.
- Eight states have at least one report in which the report specifically excluded the outcome data of students with disabilities.

Results

The SCASS Study Group generated various characteristics of good accountability reports. These characteristics were grouped, formatted, and developed into an easy-to-use checklist for state education department personnel. The generated characteristics were placed into three broad categories: content, format, and general. Below are the characteristics the study group found to be most desirable in creating effective accountability reports.

Participants indicated that it should be clear who the report is directed to, the intended purpose of the report, and the state's conceptual model for its accountability system.

Be clear. Participants indicated that it should be clear who the report is directed to, the intended purpose of the report, and the state's conceptual model for its accountability system. Other desired aspects of clarity were a clear statement of mission or goals, assumptions, and standards. Finally, it was thought that the nature of the population of students being reported on should be clearly described.

Be comprehensive. State accountability reports should be comprehensive, yet concise in their reporting of inputs, processes, and results. "Inputs" refers to accountability indicators that describe the student's learning environment as well as demographic characteristics of the particular district's population (e.g., student-teacher ratio, cost). "Process" indicators describe student participation and school district evaluation (e.g., enrollment, attendance, accreditation status). "Results" refer to nontest and test data indicators that focus on the end result of a student's learning process. Data should include all three types of indicators, and should be reported for *all* students, especially students with disabilities. It would be most informative if the results for special populations were disaggregated. With the reauthorization of IDEA, states are required to disaggregate the performance data of students with disabilities.

Provide comparative information. Comparative information should be given, but with cautions. For instance, if data were not collected on similar populations, this should be made known. It should be possible to make fair comparisons from the data reported. Not only should

comparisons be fair, but it is important to make regional and national comparisons to check student progress. If comparisons should not be drawn, then it is the responsibility of the state to make this clear to its audience.

Be concise. Group participants strongly indicated that reports should be concise. Some states have been known to produce three or four volumes with over 500 pages of data in each volume. Indicators need to be chosen carefully so that no more information is given than is necessary to convey a message to an intended audience. It was suggested that a multi-layered approach may be appropriate for those states that have a large amount of information to report. For a consumer who might not need all the available details, an abbreviated report would be sufficient.

Include cautions. SEA or local education agency (LEA) personnel should always include cautions against misinterpretation of data or against any unintended consequences of the data. Reports should be written in a way that minimizes scapegoating and negatives even when presenting bad news.

Maintain confidentiality. Participants indicated concern about maintaining confidentiality for low-incidence student populations. All efforts should be taken to avoid the possibility of identifying individual students. This may involve reporting data of certain special populations only at the state or district levels.

Use good formats. Participants generated four kinds of desirable format characteristics:

- Accountability reports should be readable by the intended audience, and should be responsive to the needs of the intended audience.
- The layout should be eye-catching or interesting, organized and contain one concept per page. Organizational aids should

State and district reports should include cautions against misinterpretation of data or against any unintended consequences of the data.

be used, and might include a reader's guide, table of contents, and/or index or glossary.

- A bulleted summary of the report for a quick read is helpful to consumers.
- The report should make it clear how additional copies may be obtained or how a person could obtain more detailed information if desired.

Summary ---

Now that accountability systems and reporting of educational results have moved to the front burner for state education departments, it is important to examine *how* accountability reports are presented. Neither 500-page reports nor 2-page summaries properly meet all education and public needs. The above recommendations can help develop templates for reports and enhance communication to stakeholders about the educational results for students, with and without disabilities.

References

Brauen, J. L., O'Reilly, F., & Moore, J. (1994). *Issues and options in outcomes-based accountability for students with disabilities*. Rockford, MD: Westat.

Elliott, J. L., Thurlow, M. L., & Ysseldyke, J. E. (1996). *Assessment guidelines that maximize the participation of students with disabilities in large-scale assessments: Characteristics and considerations*. Minneapolis, MN: University of Minnesota, National Center on Educational Outcomes.

Thurlow, J. L., Langenfeld, K., Nelson, J. R., Shin, H., & Coleman, J. (1997). *State accountability reports: What do they say about students with disabilities?* Minneapolis, MN: University of Minnesota, National Center on Educational Outcomes.

Appendix

**Checklist of Guidelines for State and District
Educational Accountability Reports**

Checklist of Guidelines for State and District Educational Accountability Reports

CONTENT

Clear...

- Clear statement of intended audience
- Clear statement of intended purpose
- Clear statement of states' conceptual model for its accountability system (including inputs, processes, and results)
- Clear statement of state standards (or goals) or mission/vision
- Clear statement of assumptions
- Clear statement of who was included in the population of students being reported on

Comprehensive...

- Comprehensive, yet concise set of inputs, processes, and results
- Data on all students, including students with disabilities and limited English proficient students (students with disabilities and limited English proficient students' results are disaggregated)

Comparative...

Includes enough information to enable people to make fair comparisons among:

- Schools
- Districts
- States
- Regions
- Standards

Includes enough information to enable people to make fair judgments about changes over time for:

- Schools
- Districts
- States

Concise...

- Includes no more information than is necessary to convey a message to an intended audience ... brief

Cautions...

Provides cautions against:

- Scapegoating
- Unintended consequences
- Negatives

Confidentiality...

- Maintains confidentiality of low frequency student populations

FORMAT

Readable...

- Appropriate for the intended audience

Responsive to the needs of intended audiences...

- Answers audience questions and provides accurate profile

Layout...

- Not cluttered or complex
- Organized and easy to find information (e.g., reader’s guide, table of contents, index, glossary)
- Interesting (e.g., includes catchy titles, pictures, or other devices to get and hold audience interest)

Links...

- Statement of how and where to get additional copies
- Statement of how to get more detailed information

Executive Summary...

- Bulleted summary of report for a “quick read”

IMPORTANT OVERALL QUESTIONS

- | | | |
|------------------------------------|------------------------------|-----------------------------|
| Is the report readable? | <input type="checkbox"/> YES | <input type="checkbox"/> NO |
| Is the report fair? | <input type="checkbox"/> YES | <input type="checkbox"/> NO |
| Is the report concise? | <input type="checkbox"/> YES | <input type="checkbox"/> NO |
| Is the report visually attractive? | <input type="checkbox"/> YES | <input type="checkbox"/> NO |
| Is the report accurate? | <input type="checkbox"/> YES | <input type="checkbox"/> NO |



The College of Education
& Human Development

UNIVERSITY OF MINNESOTA



U.S. DEPARTMENT OF EDUCATION
Office of Educational Research and Improvement (OERI)
Educational Resources Information Center (ERIC)



NOTICE

REPRODUCTION BASIS

This document is covered by a signed "Reproduction Release (Blanket)" form (on file within the ERIC system), encompassing all or classes of documents from its source organization and, therefore, does not require a "Specific Document" Release form.

This document is Federally-funded, or carries its own permission to reproduce, or is otherwise in the public domain and, therefore, may be reproduced by ERIC without a signed Reproduction Release form (either "Specific Document" or "Blanket").